



District Report Card: 2017


State: West Bengal	District: Jhargram
Class: 3	Subject: Language
Schools: 61	Students: 714


Participation/Coverage


Students

<div>GENDER</div> <div></div>	Boys				Girls			
	Number		%		Number		%	
	341		47.76		373		52.24	

<div>AREA</div> <div></div>	Rural				Urban			
	Number		%		Number		%	
	659		92.30		55		7.70	

<div>CATEGORY</div> <div></div>	SC		ST		OBC		GEN	
	Number	%	Number	%	Number	%	Number	%
	258	36.13	195	27.31	66	9.24	195	27.31

<div>CWSN</div> <div></div>	LD	VI	HI	S&LD	ID	Oth
	0	1	0	3	2	13

<div>Management</div> <div></div>	Government			Government-aided		
	Number		%	Number		%
	27		3.78	687		96.22

Average Performance of Students in Language (%)

Overall	Gender		Area		Management		Social Group			
	Male	Female	Rural	Urban	Govt.	Aided	SC	ST	OBC	GEN
75.44	74.72	76.10	76.29	65.33	71.60	75.59	76.28	69.37	79.80	78.94

Performance on Learning Outcomes (LOs)

Learning Outcomes	Description	Average Performance(%)
L304	Reads small texts with comprehension i.e., identifies main ideas, details, sequence and draws conclusions	77.13
L312	Reads printed scripts on the classroom walls: poems, posters, charts etc.	72.07

Range of Performance of Students who Answered Correctly							
Below 30%		30% - 50%		50% - 75%		Above 75%	
Number	%	Number	%	Number	%	Number	%
32	4.48	84	11.76	185	25.91	413	57.84

Lowest Performing Learning Outcomes (LOs)

- 1 - Reads printed scripts on the classroom walls: poems, posters, charts etc. (72.07)
- 2 - Reads small texts with comprehension i.e., identifies main ideas, details, sequence and draws conclusions (77.13)